

Rough Hewn

ANDOVER FABRICS



Metalogic Quilt designed by: **Janet Houts** ■ Quilt Size: **68" x 92"**

andover



[makower uk](http://makower.uk)

Free Pattern Download Available

1384 Broadway New York, NY 10018
Tel. (800) 223-5678 • andoverfabrics.com

Metalogic Quilt



Introducing Andover Fabrics new collection: **Rough Hewn** by Andover Fabrics

Quilt designed by Janet Houts

Quilt finishes 68" x 92"
45 Big Blocks: 8" x 8"
38 Small Blocks: 4" x 8"

Looking for a quilt that appeals to the men in your life? Look no further than this graphic design with prints that are sure to please. The dark background adds to the drama. Quick stitch-and-flip methods make a quick and easy construction.

Cutting Directions

Note: Read assembly directions before cutting patches. All measurements are cut sizes and include 1/4" seam allowances. A fat 1/8 is a 9" x 20"-22" cut of fabric. A fat 1/4 is an 18" x 20"-22" cut. Borders are cut the exact lengths required plus 1/4" seam allowances. WOF designates the width of fabric from selvedge to selvedge (approximately 42" wide).

Fabric A Cut (3) squares 4 1/2"

Fabric B Cut (4) squares 8 1/2"

Fabric C Cut (8) strips 2 1/2" x WOF, pieced to make the following:
(2) borders 2 1/2" x 88 1/2"
(2) borders 2 1/2" x 68 1/2"

Fabric D Cut (7) strips 2 1/2" x WOF for binding
Cut (7) squares 4 1/2"

Fabric E Cut (2) borders 4 1/2" x 80 1/2", cut lengthwise
Cut (2) borders 4 1/2" x 64 1/2", cut lengthwise
Cut (8) rectangles 6 1/2" x 8 1/2"
Cut (180) squares 4 1/2"
Cut (76) rectangles 2 1/2" x 4 1/2"
Cut (152) squares 2 1/2"

5 Prints From each:
Cut (7) squares 8 1/2"

2 Prints From each:
Cut (3) squares 8 1/2"

4 Fat 1/4s From each:
Cut (7) squares 4 1/2"

Backing Cut (2) panels 38" x 100", pieced to fit quilt top with overlap on all sides

Fabric Requirements

		Yardage	Fabric
Fabric A	blocks	fat 1/8 yard	9153-K
Fabric B	blocks	fat 1/4 yard	9156-R
Fabric C	border	3/4 yard	9157-C
*Fabric D	blocks	1 yard	9159-C
Fabric E	background	5 3/4 yards	9159-K
5 Prints	blocks	1/2 yard each	9153-C
	9153-NL 9153-O 9154-O		9155-L
2 Prints	blocks	fat 1/4 yard ea.	
	9153-GL 9155-N		
4 Fat 1/4s	blocks	fat 1/4 yard ea.	
	9156-C 9156-N 9158-G		9158-N
Backing		5 3/4 yards	9158-L
	*includes binding		

Making the Quilt

1. The big blocks are made with quick stitch-and-flip piecing methods. With a white pencil or quilter's chalk, draw a diagonal line on the wrong side of each Fabric E (black) 4 1/2" square. Referring to Diagram 1, place a marked square on a colored 8 1/2" square, right sides together, aligning raw edges at the corner. Stitch on the drawn line; trim away and discard excess fabric. Press open. Repeat on the opposite corner, watching orientation of the sewing. Repeat on the remaining corners (Diagram 2). Make a total of 45 Big Blocks.

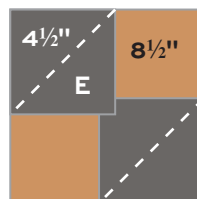


Diagram 1

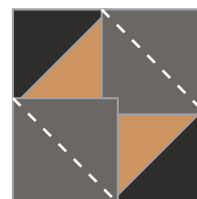



Diagram 2



Big Block
Make 45 total

Metalogic Quilt


- Referring to Diagram 3, use the method in Step 1 to sew Fabric E $2\frac{1}{2}$ " squares to the corners of the colored $4\frac{1}{2}$ " squares. Make 38 pieced squares. Sew Fabric E $2\frac{1}{2}$ " x $4\frac{1}{2}$ " rectangles to opposite sides of the square to make a small block. Make 38 total.



- Referring to the Quilt Diagram, arrange the Big Blocks, Small Blocks, and Fabric E $6\frac{1}{2}$ " x $8\frac{1}{2}$ " rectangles in 7 vertical columns as shown. Note the placement of the various prints. Once you are satisfied with the arrangement, join the blocks to make 7 columns. Join the columns.
- Sew long Fabric E borders to the sides and shorter borders to the top and bottom. Repeat to add Fabric C borders.

Finishing the Quilt

- Layer the quilt with batting and backing and baste. Quilt in the ditch around borders and block patches. Bind to finish the quilt.



Quilt Diagram

Rough Hewn

BY ANDOVER FABRICS



9153-C*



9153-GL*



9153-K*



9153-NL*



9153-O*




9154-L



9154-O*



9154-R



9155-C



9155-L*



9155-N*



9156-C*



9156-N*




9156-R*



9157-C*



9157-G



9157-K




9158-G*



9158-L*



9158-N*



9159-C*



9159-K*



9159-N

*Indicates fabrics used in quilt pattern. Fabrics shown are 25% of actual size.

andover : makower.uk

Free Pattern Download Available

1384 Broadway New York, NY 10018
Tel. (800) 223-5678 • andoverfabrics.com